

Compatible with

FOKCA INDUSTRIAL	IN20, IN30, IN40
PARKER	1/4", 3/8", 1/2"
RECTUS	20
HANSEN	23
CEJN	3000
ATLAS COPCO QIC	310
	08

Features

IN series pneumatic quick couplings are compatible with Parker's 20 Industry series nipples. Normally, they are made of carbon steel, brass. Carbon steel materials can bear higher working pressures than brass. Brass and stainless steel materials can be used in water, oil mist and corrosive environments. If considering both of working pressure and medium, mixed materials can also be used, such as brass body, carbon steel sleeve, stainless steel spring and balls, in order to reach the performance required.

According to the flow rate and the size of orifice, IN series quick coupling are divided into three types: 1/4", 3/8", and 1/2", which can meet the different flow requirements. If used in special environments such as seawater or corrosive or high temperature, full stainless steel couplers and FKM sealing parts are available.

Ordering code

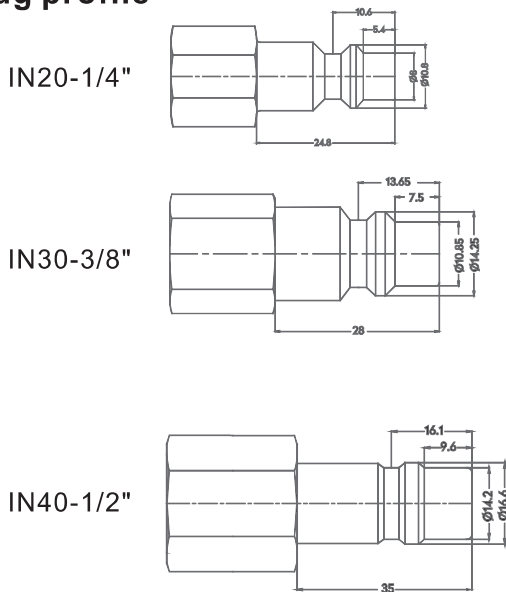
IN 20 - SF - 02 B

- ◆ Industrial series
- ◆ Body size
 - 20: 1/4"
 - 30: 3/8"
 - 40: 1/2"
- ◆ Coupling type
 - SF: Female socket
 - SM: Male socket
 - SH: Hose barb socket
 - SHL: Hose barb lock type socket
 - PF: Female plug
 - PM: Male plug
 - PH: Hose barb plug
 - PHL: Hose barb lock type plug
- ◆ Thread code
 - 02: 1/4"NPT
 - 03: 3/8"NPT
 - 04: 1/2"NPT
- ◆ Material code
 - B: Brass
 - S: Carbon steel
 - SS: Stainless steel SUS304/303

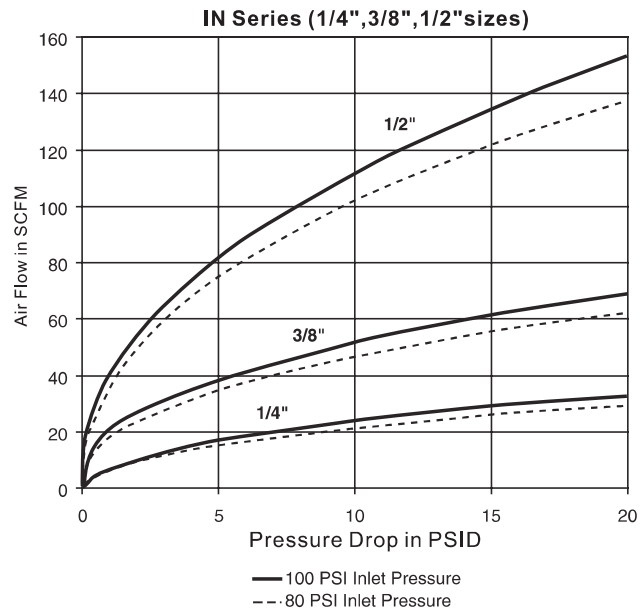
Specification

Series	IN20	IN30	IN40
Body Size(in.)	1/4"	3/8"	1/2"
Rated Pressure(MPa)	2.0MPa	2.0MPa	2.0MPa
Temperature Range	-10°C ~ +70°C		
Locking Device	6 balls	8 balls	8 balls

Plug profile




Performance

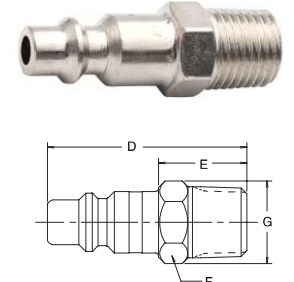


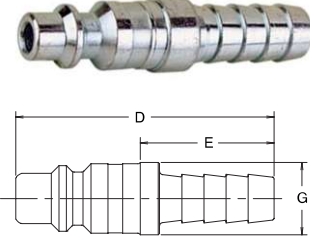
IN Series Industrial Type Quick Coupling

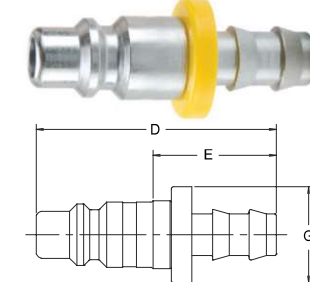
 Self sealing socket+Thru-type plug

Plugs/Nipples

Female Pipe Thread	Model	Body Size	Thread -NPT	Overall (D)	Exposed (E)	Hex Size (F)	Diameter (G)
	IN20-PF-01	1/4	1/8-27	35.1	15.5	13	14.7
	IN20-PF-02	1/4	1/4-18	39.6	20.3	16	18.3
	IN20-PF-03	1/4	3/8-18	40.6	21.1	21	23.9
	IN30-PF-02	3/8	1/4-18	40.6	16.5	16	18.3
	IN30-PF-03	3/8	3/8-18	42.9	18.8	21	23.9
	IN30-PF-04	3/8	1/2-14	46.7	22.9	25	29.5
	IN40-PF-03	1/2	3/8-18	51.6	20.1	21	23.9
	IN40-PF-04	1/2	1/2-14	57.2	25.7	25	29.5
	IN40-PF-06	1/2	3/4-14	60.5	28.7	32	36.6
	IN40-PF-04	3/4	1/2-14	56.4	28.7	33	38.6
	IN40-PF-06	3/4	3/4-14	56.4	26.9	33	38.6
	IN40-PF-08	3/4	1-11	61.2	31.8	40	45.7

Male Pipe Thread	Model	Body Size	Thread -NPT	Overall (D)	Exposed (E)	Hex Size (F)	Diameter (G)
	IN20-PM-01	1/4	1/8-27	39.6	20.3	13	14.7
	IN20-PM-02	1/4	1/4-18	42.2	22.6	14	16.5
	IN20-PM-03	1/4	3/8-18	46	26.7	18	20.3
	IN20-PM-01	3/8	1/8-27	43.7	19.6	16	18.3
	IN30-PM-02	3/8	1/4-18	47.8	23.6	16	18.3
	IN30-PM-03	3/8	3/8-18	48.5	24.4	18	20.3
	IN30-PM-04	3/8	1/2-14	53.8	30.0	22	25.9
	IN40-PM-03	1/2	3/8-18	58.7	27.2	18	20.1
	IN40-PM-04	1/2	1/2-14	63	31	22	25.7
	IN40-PM-06	1/2	3/4-14	64.3	32.8	29	33
	IN40-PM-04	3/4	1/2-14	58.9	29.5	25	29.5
	IN40-PM-06	3/4	3/4-14	60.5	31.0	27	31
IN40-PM-08	3/4	1-11	65	35.6	33	38.6	

Standard Hose Barb	Model	Body Size	Hose I.D.	Overall (D)	Exposed (E)	Diameter (G)
	IN20-PH-1/4	1/4	1/4	43.7	24.1	11.7
	IN20-PH-1/4	1/4	1/4	53.1	33.8	14.0
	IN20-PH-5/16	1/4	5/16	53.1	33.8	14.0
	IN30-PH-3/8	1/4	3/8	53.1	33.8	14.0
	IN30-PH-3/8	3/8	3/8	47	22.9	15.0
	IN30-PH-1/2	3/8	1/2	55.6	31.5	17.3
	IN40-PH-3/8	1/2	3/8	64.3	32.8	17.3
	IN40-PH-1/2	1/2	1/2	64.3	32.8	17.3
	IN40-PH-3/8	1/2	3/8	77.7	46.2	23.6
	IN40-PH-1/2	3/4	1/2	62.7	33.3	23.6
	IN40-PH-3/4	3/4	3/4	76.2	46.7	23.6
	IN40-PH-1	3/4	1	82.3	52.8	31.5

Push-Lok Hose barb	Model	Body Size	Hose I.D.	Overall (D)	Exposed (E)	Diameter (G)
	IN20-PH-1/4	1/4	1/4	44.2	24.6	11.7
	IN20-PH-3/8	1/4	3/8	52.8	33.3	21.8
	IN30-PH-1/4	3/8	1/4	47.5	23.4	15.0
	IN30-PH-3/8	3/8	3/8	51.3	27.2	15.0
	IN30-PH-1/2	3/8	1/2	58.7	34.8	24.6
	IN40-PH-3/8	1/2	3/8	64.0	32.3	21.8
	IN40-PH-1/2	1/2	1/2	67.6	36.1	24.6
	IN40-PH-5/8	1/2	5/8	74.9	43.4	29.0

Sockets/Couplers

Female Pipe Thread	Model	Body Size	Thread -NPT	Overall (A)	Hex Size (B)	Diameter (C)
	IN20-SF-01	1/4	1/8-27	46.5	19.1	22.9
	IN20-SF-02	1/4	1/4-18	46.5	19.1	22.9
	IN20-SF-03	1/4	3/8-18	49.5	20.6	23.9
	IN30-SF-02	3/8	1/4-18	56.4	22.4	26.9
	IN30-SF-03	3/8	3/8-18	57.9	22.4	26.9
	IN30-SF-04	3/8	1/2-14	64.8	25.4	29.5
	IN40-SF-03	1/2	3/8-18	69.6	25.4	30.2
	IN40-SF-04	1/2	1/2-14	75.2	25.4	30.2
	IN40-SF-06	1/2	3/4-14	81.0	31.8	36.6

Male Pipe Thread	Model	Body Size	Thread -NPT	Overall (A)	Hex Size (B)	Diameter (C)
	IN20-SM-01	1/4	1/8-27	48.0	19.1	22.9
	IN20-SM-02	1/4	1/4-18	52.1	19.1	22.9
	IN20-SM-03	1/4	3/8-18	52.8	19.1	22.9
	IN30-SM-02	3/8	1/4-18	59.9	22.4	26.9
	IN30-SM-03	3/8	3/8-18	60.7	22.4	26.9
	IN30-SM-04	3/8	1/2-14	64.8	22.4	26.9
	IN40-SM-03	1/2	3/8-18	74.4	25.4	30.2
	IN40-SM-04	1/2	1/2-14	78.2	25.4	30.2
	IN40-SM-06	1/2	3/4-14	81.5	28.7	33.0

Standard Hose Barb	Model	Body Size	Hose I.D.	Overall (A)	Hex Size (B)	Diameter (C)
	IN20-SH-1/4	1/4	1/4	63.2	19.1	22.9
	IN20-SH-5/16	1/4	5/16	63.2	19.1	22.9
	IN20-SH-3/8	1/4	3/8	63.2	19.1	22.9
	IN30-SH-3/8	3/8	3/8	72.6	22.4	26.9
	IN30-SH-1/2	3/8	1/2	78.2	22.4	26.9
	IN40-SH-3/8	1/2	3/8	85.6	25.4	30.2
	IN40-SH-1/2	1/2	1/2	91.9	25.4	30.2
	IN40-SH-3/4	1/2	3/4	100.6	25.4	30.2

Push-Lok Hose barb	Model	Body Size	Hose I.D.	Overall (A)	Hex Size (B)	Diameter (C)
	IN20-SHL-1/4	1/4	1/4	58.9	19.1	22.9
	IN20-SHL-3/8	1/4	3/8	62.7	19.1	22.9
	IN30-SHL-3/8	3/8	3/8	73.2	22.4	26.9
	IN40-SHL-3/8	1/2	3/8	85.1	25.4	30.2
	IN40-SHL-1/2	1/2	1/2	87.9	25.4	30.2